

A sports game review lesson plan

This lesson could be adapted for any sports game.

Purpose

To write a review of a sports game

Lesson introduction

Motivation and generating ideas

Watch a video clip from a sports event (e.g. highlights from a sports game or event)

Check out these links:

<http://www.wintergamesnz.kiwi/gallery/videos/> (Winter Games)

<https://www.dogonews.com/category/sports>

<http://www.kiwikidsnews.co.nz/blog/gold-for-nz-rowers/>




<http://www.kiwikidsnews.co.nz/blog/petty-in-semi-final/> (World Athletic Champs in Beijing)

Alternatively students could take home the Writing Notebook template (page 239), and take notes while watching a game live.

To gather ideas for writing, students could:

- Take notes while re-watching the video
- Collect a bank of words and phrases they could use in their writing
- Group the words into categories, for example, adjectives, adverbs, precise nouns, descriptive verbs, sentence starters
- Review an exemplar – identify the structure (hamburger) and the language features. See Super Rugby leading Hurricanes exemplar for fluent writers or Petty in semi-final for early writers
<http://www.kiwikidsnews.co.nz/blog/petty-in-semi-final/>
- Use drama to re-enact parts of the game
- Map out the events on a story board

Possible criteria

Emergent writers	Early writers	Fluent writers
A. Use capital letters and full stops	Write the events in order Use 4 words from the word list	Include the important info in the introduction Include the main events in order
 Challenge: use 2 WOW words	 Challenge: Vary sentence starters	Add extra details  Challenge: Use 6 words from the word list

Teacher modelled/shared writing

Model how to compose a sentence or two based on the criteria for the lesson. Ask students to contribute using 'think, pair, share'. For example, choose sentence starter, select a word from the word list.

Independent writing

Students write their review (this may be split over a few lessons for fluent writers).

Self-check

Read your writing in a quiet voice.

Can you spot 2 mistakes?

Partner-check

I like ...because...

Review one of the criteria – highlight examples in the writing

Wrap-up

Celebrate the mistakes students have self-corrected during the self-check.

In small groups, students share their favourite sentence. Celebrate students who have achieved the challenge.

Review the 'challenge' for the lesson. Students could draw the challenge trophy in the margin if they have achieved the challenge.